

## Anti-glare Series

# ET BLACK MODULE Polycrystalline

ET-P672290BB	290W
ET-P672285BB	285W
ET-P672280BB	280W
ET-P672275BB	275W
ET-P672270BB	270W



## Features

- Specially developed for projects near highway, railway, airport and similar applications with strict anti-glare requirements
- Aesthetically appealing for residential and commercial systems
- High module conversion efficiency, through superior manufacturing technology
- 0 to +5W positive tolerance for mainstream products
- Withstand high wind loads and snow loads (5400pa)
- Anodized aluminum improving corrosion resistance
- Highly transparent, low iron tempered glass
- Excellent performance under low light conditions

IEC 61215 Ed.2  
IEC 61730

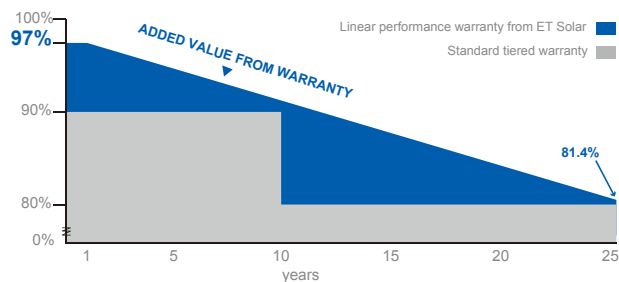


BPVA

The DLG certificate is estimated to be received in April

## Benefits

- 25-year linear performance warranty;  
10-year warranty on materials and workmanship
- Product liability insurance
- Local technical support
- Local warehousing
- 48 hour-response service
- Enhanced design for easy installation and long-term reliability



**et**  
Towards Excellence

M/ET-SPS-EN-EU2012V2-F

[www.etsolar.com](http://www.etsolar.com)

## ELECTRICAL SPECIFICATIONS



Model Type	ET-P672290BB	ET-P672285BB	ET-P672280BB	ET-P672275BB	ET-P672270BB
Peak Power (Pmax)	290W	285W	280W	275W	270W
Module Efficiency	14.95%	14.69%	14.43%	14.17%	13.92%
Maximum Power Voltage (Vmp)	35.46V	35.28V	34.96V	34.95V	34.90V
Maximum Power Current (Imp)	8.18A	8.08A	8.01A	7.87A	7.74A
Open Circuit Voltage (Voc)	44.80V	44.76V	44.21V	44.12V	44.04V
Short Circuit Current (Isc)	8.71A	8.60A	8.58A	8.41A	8.29A
Power Tolerance	±3%	0 to +5W	0 to +5W	0 to +5W	0 to +5W
Maximum System Voltage	DC 1000V				
Normal Operating Cell Temperature	45.3±2℃				
Series Fuse Rating (A)	20A				
Number of Bypass Diode	3				

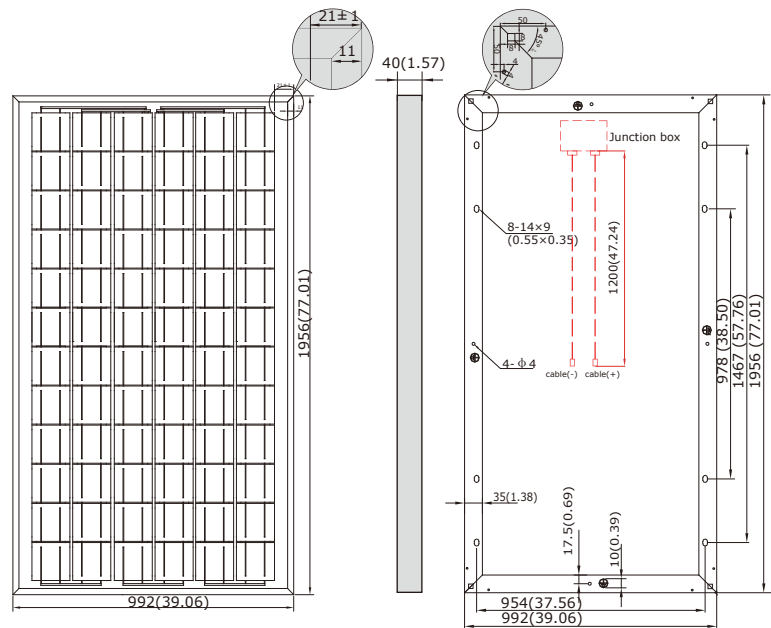
## MECHANICAL SPECIFICATIONS

Cell type	156 mm x 156 mm
Number of cells	72 cells in series
Weight	23.05 kg (50.82 lbs)
Dimensions	1956×992×40 mm (77.01×39.06×1.57 inch)
Max Load	5400Pascals ( 112 lb/ft²)

## TEMPERATURE COEFFICIENT

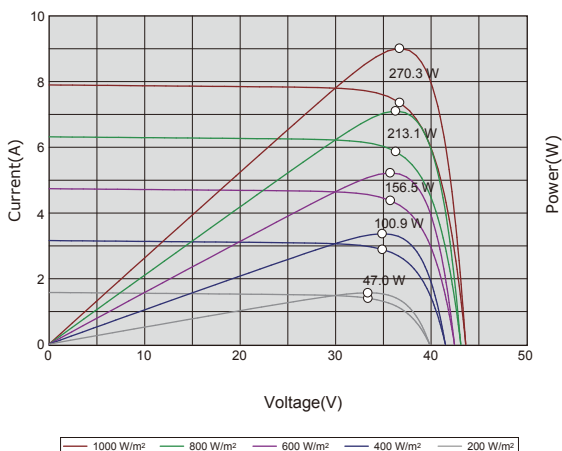
Temp. Coeff. of Isc (TK Isc)	0.065 %/℃
Temp. Coeff. of Voc (TK Voc)	-0.346 %/℃
Temp. Coeff. of Pmax (TK Pmax)	-0.46 %/℃

## PHYSICAL CHARACTERISTICS Unit:mm (inch)

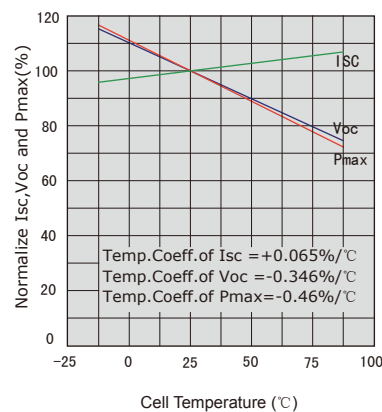


## ELECTRICAL CHARACTERISTICS

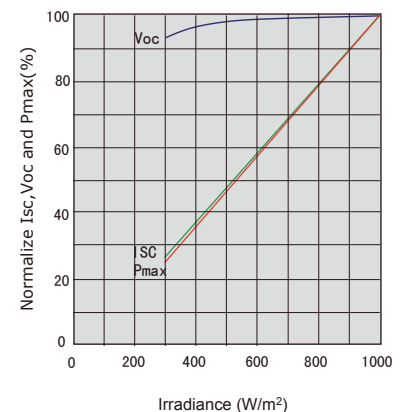
Electrical performance  
(cell temperature:25℃)



Temperature dependence of Isc,  
Voc and Pmax



Irradiance dependence of Isc,  
Voc and Pmax (cell temperature:25℃)



Note: the specifications are obtained under the Standard Test Conditions (STCs): 1000 W/m² solar irradiance, 1.5 Air Mass, and cell temperature of 25℃.

The NOCT is obtained under the Test Conditions : 800 W/m², 20℃ ambient temperature, 1 m/s wind speed, AM 1.5 spectrum.

Please contact [support@etsolar.com](mailto:support@etsolar.com) for technical support. The parameters are for reference only, and are subject to change without notice or obligation.